



Infant Health in Anne Arundel County

Anne Arundel County Department of Health

Office of Planning and Surveillance

March 2008

Number of Births by Race of Mother

Year	Total	White	Black
2001	6,893	5,568	1,001
2002	6,785	5,414	1,026
2003	6,913	5,601	1,021
2004	6,767	5,400	1,054
2005	6,751	5,279	1,114
2006	7,102	5,529	1,169

Number of Infant Deaths by Race of Mother

Year	Total	White	Black
2001	44	30	14
2002	40	23	14
2003	56	31	23
2004	52	32	19
2005	37	25	9
2006	55	29	25

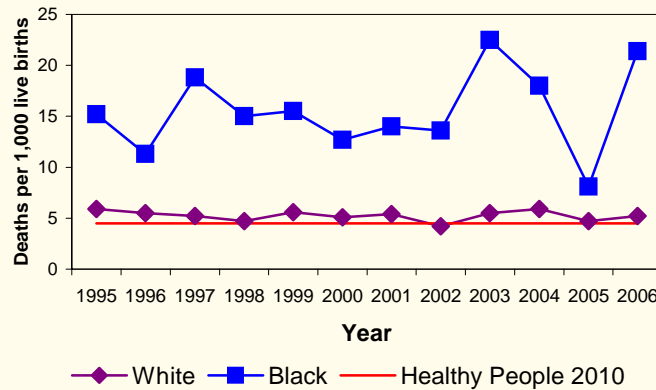
Data source is Maryland Department of Health and Mental Hygiene Vital Statistics Administration unless otherwise noted.



Department of Health
3 Harry S. Truman Parkway
Annapolis, MD 21401
www.aahealth.org

Compiled by:
Jinlene Chan, MD, MPH
Johnia J. Curtis, MPH
410-222-7280

Infant Mortality Rates Anne Arundel County, 1995-2006

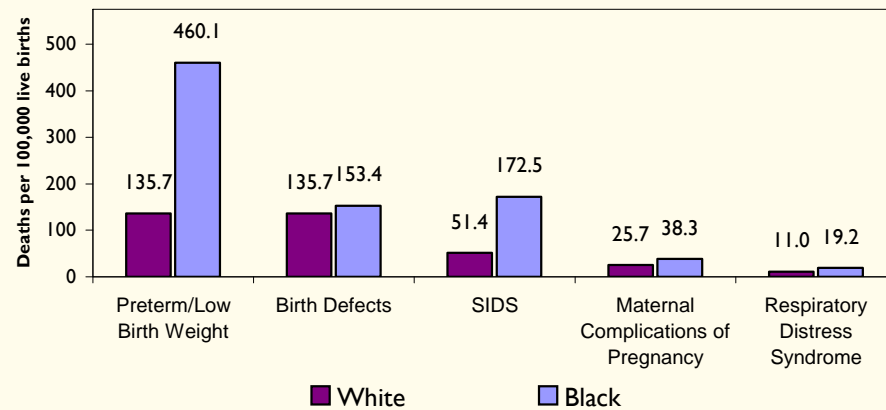


BLACK INFANT MORTALITY

Year	Anne Arundel	Maryland
2001	14.0	13.6
2002	13.6	12.7
2003	22.6	14.8
2004	18.0	14.9
2005	8.1	12.7
2006	21.4	12.7

Deaths per 1,000 live births

Causes of Death by Race Anne Arundel County (2001-2005)



Summary by County Region (2001-2005)

Western

- High infant mortality
- Highest birth rate
- High preterm birth rate
- High rate of SIDS deaths

Central

- Older mothers
- Lowest preterm birth rates
- Low infant mortality
- Highest alcohol use



Northern

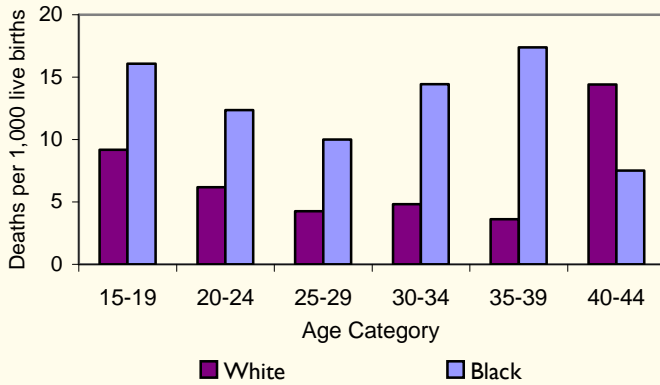
- High infant mortality
- Younger mothers
- More unmarried mothers
- Highest tobacco use
- High late/no prenatal care
- High preterm birth rate
- Highest low birth weight
- Highest rate of SIDS deaths

Southern

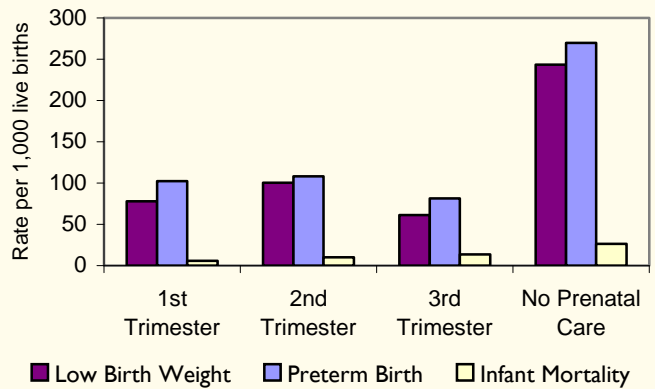
- Lowest birth rate

Selected Risk Factors for Infant Mortality

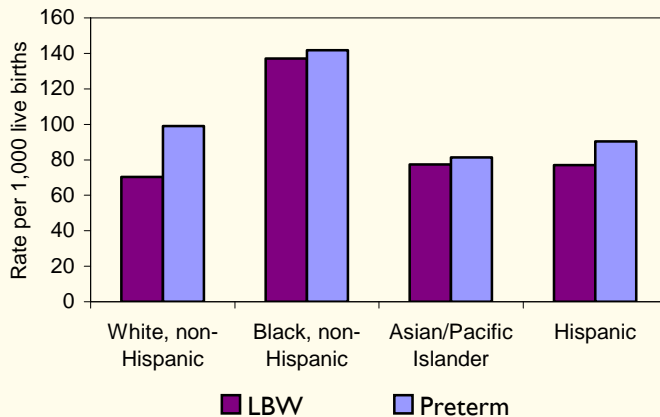
Infant Mortality by Maternal Age and Race
Anne Arundel County (2001-2005)



Impact of Late or No Prenatal Care
Anne Arundel County (2001-2005)



Preterm Births and Low Birth Weight by Race
Anne Arundel County (2001-2005)

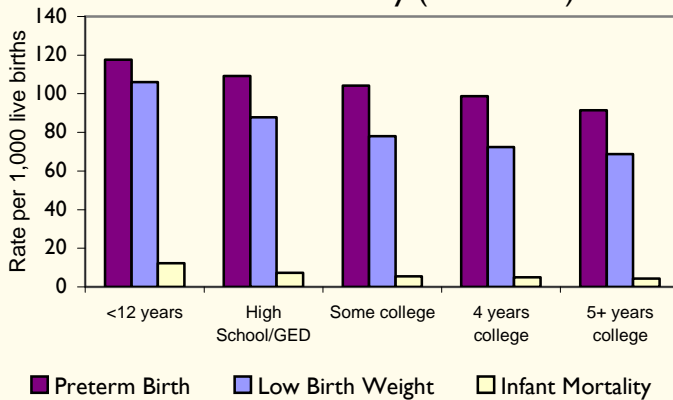


SUDDEN INFANT DEATH SYNDROME

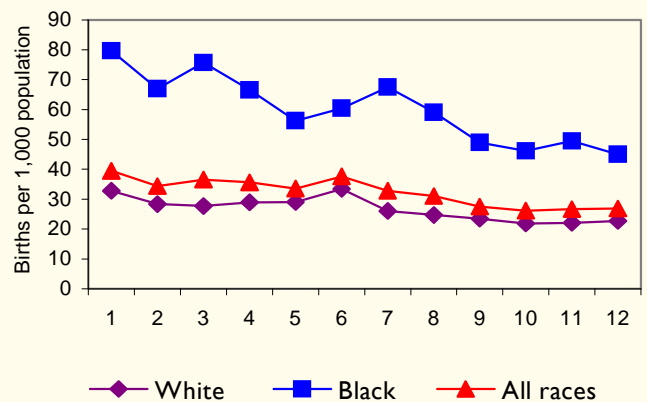
Between 2002 and 2007, 33 babies died from SIDS. Common risk factors included side or stomach sleeping, bed sharing, sleeping on adult mattresses or sofas, and presence of loose blankets with the baby.

Source: Anne Arundel County Fetal and Infant Mortality Review Team

Preterm Birth, Low Birth Weight and Infant Mortality by Maternal Education
Anne Arundel County (2001-2005)



Trends in Teenage (15-19 Years) Birth Rates
Anne Arundel County (1995-2006)



Note: Preterm babies are born at less than 37 weeks gestation. Low birth weight babies weigh 5.5 pounds or less at birth.