


COVID Restrictions among “Big 7” Counties

Foodservice Establishments

Local restrictions that are more restrictive than State in **blue**; those that will get superseded by State in **yellow**


	State	Anne Arundel	Baltimore City	Baltimore	Frederick	Howard	Montgomery	Prince Georges
Capacity	50%	25%	25%	50%	50%	50%	25%	Lesser of 1/200 Sq. ft. or 25 people
Table size	6	6	6	6	6	6	6	6
Hours	In-person dining closes at 10 pm	<i>Indoor dining ends at 11 pm</i>	Indoor dining ends at 10 pm	<i>Close by 12pm; 11pm for outdoor</i>	n/a	n/a		n/a
Alcohol Service	n/a	Service ends at 10 pm	Bars that don't serve food must close	n/a	Lesser of 25% capacity or 25 people	n/a	<i>Alcohol service ends at 10 pm; Late night permit holders may serve until 12 am.</i>	Bar service closes at 10 pm



COVID Restrictions among “Big 7” Counties

Gatherings

Local restrictions that are more restrictive than State in **blue**; those that will get superseded by State in **yellow**


	State	Anne Arundel	Baltimore City	Baltimore	Frederick	Howard	Montgomery	Prince Georges
Social - Indoor	25 (Guidance Only)	10	10	10	Lesser of 25% capacity or 25 people	10	1/200 Sq. ft. or 25 people, whichever is less.	1/200 Sq. ft. or 10 people, whichever is less.
Social - Outdoor	n/a	25	10	25	Lesser of 25% capacity or 25 people	25	1/200 Sq. ft. or 25 people, whichever is less.	1/200 Sq. ft. or 25 people, whichever is less.
Religious	50% capacity	50% capacity	25% capacity	75%	50%	75%	1 person per 50 sq. ft., 25% max occupancy. 150 limit for outdoor services	lesser of 25% or 1/200 sq. ft. for indoor, 125 people for outdoor.



COVID Restrictions among “Big 7” Counties

Sports and Recreation

Local restrictions that are more restrictive than State in **blue**; those that will get superseded by State in **yellow**


	State	Anne Arundel	Baltimore City	Baltimore	Frederick	Howard	Montgomery	Prince Georges
Sporting Events	Indoor limit of the lesser of 50% occupancy or 100 people	Indoor limit of <50% No youth sports on county fields/facilities	25% capacity 10% per section for NFL games; Youth sports with no spectators	50% or 250 for <2500; 10% for >2500 No youth sports on county fields	Lesser of 25% capacity or 25 people	50% or 250 for <2500; 10% for >2500	Only low and medium risk sports allowed,	25 spectators max; Professional/college sports attendance 10% capacity
Indoor Recreation Facilities	n/a	50%	25%	50%	Lesser of 25% capacity or 25 people	50%	1/200 Sq. ft. or 25 people, whichever is less.	lesser of 25% or 1/200 sq. ft.
Outdoor Recreation Facilities	n/a	50%	25%	50%	Lesser of 25% capacity or 25 people	50%	1/200 Sq. ft. or 25 people, whichever is less.	50%



COVID Restrictions among “Big 7” Counties

Performance venues

Local restrictions that are more restrictive than State in **blue**; those that will get superseded by State in **yellow**


	State	Anne Arundel	Baltimore City	Baltimore	Frederick	Howard	Montgomery	Prince Georges
Indoor Theaters	Lesser of 50% capacity, or 100 people	Lesser of 50% capacity, or 100 people	25%	Lesser of 50% capacity, or 100 people	Lesser of 25% capacity or 25 people	Lesser of 50% capacity, or 100 people	Closed	Closed
Outdoor Venues	Lesser of 50% capacity, or 100 people	Lesser of 50% capacity, or 100 people	25%	Lesser of 50% capacity, or 100 people	Lesser of 25% capacity or 25 people	Lesser of 50% capacity, or 100 people	Gatherings limited to 25 people	Closed



COVID Restrictions among “Big 7” Counties

Retail and Other Establishments

Local restrictions that are more restrictive than State in **blue**; those that will get superseded by State in **yellow**

	State	Anne Arundel	Baltimore City	Baltimore	Frederick	Howard	Montgomery	Prince Georges
Retail	50%	50%	25%	75%	75%	75%	75%	Lesser of 1/200 sq. ft. or 25%
Malls	50%	50%	25%	75%	75%	75%	75%	Lesser of 1/200 sq. ft. or 25%
Small Retail	50%	50%	25%	75%	75%	75%	75%	Lesser of 1/200 sq. ft. or 25%
Casinos	Foodservice closed at 10pm	50% capacity	25% capacity	50%	n/a	n/a	n/a	Lesser of 1/200 sq. ft. or 25%

